

# MULTIPOLE and BUSLINK

## PNEUMATIC SPOOL VALVE ISLANDS




# MULTIPOL

## PNEUMATIC SP



**MULTIPOL and BUSLINK** systems are economic solutions for reducing wiring time and for meeting requirements for automated installations.



### SERIES 569 - 570 - 571 spool valves


Classic spool valves



Twin pilot spool valves



ASCO Pneumatic Controls valve islands are designed to receive bistable mini-spool valves with integral twin pilots. As a more compact solution, both pilots are integrated in a one-piece solenoid operator located on the same side of the valve.



### Valve performances

Series 569 M5 dia : .18 CV

Series 570 1/8" (3/2) : .42 CV

1/8" (5/2-5/3) : .42 CV

Series 571 1/4" : .98 CV

*Available in NPT and G thread configurations*

### THESE ISLANDS ENABLE :

- Control of pneumatic components
- M12 connector inputs for gathering of stroke information
- 24V outputs for piloting solenoid valves and all other electrical components

Short stroke cylinders	NFPA cylinders	Detectors	Solenoid valves	General purpose valves

# and BUSLINK

## POOL VALVE ISLANDS

### WITH THE BUSLINK SYSTEM YOU CAN :

- Eliminate cumbersome wire bundles and cable costs.
- Connect a PLC and pneumatic valve islands via field bus serial connection.

Depending on the type, each island can receive  
4 to 16 spool valves\*  
Each coil has a LED indicator  
and switching protection.




AS-interface connectors enable direct connection of pneumatic components and solenoid valves as well as collection of end of stroke information.

Size 22 connector with 2 sensor inputs



Size 30/40 connector



### ELECTRIC CONNECTION

These automated pneumatic components use a multiwire cable of fieldbus connection with the following protocols.



\* extension to 32 spool valves available

# MULTIPOL and BUSLINK PNEUMATIC SPOOL VALVE ISLANDS

## ISLAND FEATURES

- Units of 4 to 16 3/2, 5/2 and 5/3 monostable or bistable spool valves depending on the model
- Maximum 32 inputs and outputs per island (including spool valve outputs)
- Electric supply : 24V DC
- LED indication for each coil and each in
- Common or two separate pressure supplies for all spool valves
- Exhaust collected in the subbase to protect the environment



MODBUS



## MULTIPOL

- Multiwire connection
- Maximum connection : depends on the PLC used
- Maximum distance : 984 feet

## PROFIBUS-DP (9.6 Kbaud . . . 12 Mbaud)

- Maximum connection : 97 islands (121 participants)
- Maximum distance on one branch : 328 ft. to 3,937 ft. depending on the speed
- Integrated rotary type switches for island addressing
- Wiring : twisted shielded pair, RS 485 connection

## INTERBUS-S

- Maximum connection : 256 islands (limited to 2048 inputs and 2048 outputs)
- Maximum distance : 8 miles; 1,312 ft. from island to island
- Automatic addressing
- Wiring : shielded 3 x 2-wire cable, twisted in pairs, +3 wires, RS 485 connection

## DEVICE NET

- Maximum connection : 63 islands
- Maximum distance : 328 ft. to 1,640 ft. depending upon speed
- Dip switch on each island for addressing and speed selection
- Wiring : shielded 2 x 2-wire cable, twisted in pairs, ISO-DIS 11898 connection

## FIPIO

- Maximum connection : 62 islands (32 or 24 per segment)
- Maximum distance on one segment : 3,280 ft. to 16,404 ft. with repeaters
- Dip switch on each island for addressing
- Wiring : twisted shielded pair with ACC4 connector housings or T-connectors

## MODBUS

- Maximum connection : 255 islands
- Maximum distance : 3,937 ft.
- Dip switch on each island for addressing and speed selection
- Wiring : twisted shielded pair, RS 485 connection

## AS-interface

- Maximum connection : 31 nodes (1 island can have 2 nodes)
- Maximum number of spool valves per island : 4 bistable or 8 monostable
- Maximum distance : 328 ft., 984 ft. with repeater
- 4 or 8 sensor inputs
- Wiring : A yellow AS-i two wire cable + an additional AS-i cable (2 black wires)
- Island addressing with AS-i master

This documentation is in no way contractual

